

KAPA Energie Portable Power Station

Q600

600 W

Pure Sinewave
Inverter



elleyhill Power

Portable Power Station

Student | Single Use

Q600



PHONE CHARGER
5W
50 CHARGES*



LED LIGHT
10W
60 HOURS**



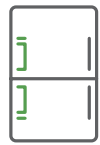
WIFI ROUTER
10W
60 HOURS**



LAPTOP CHARGER
50W
12 CHARGE*



TELEVISION
50W
12 HOURS**



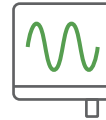
REFRIGERATOR
50W
12 HOURS**

Capacity



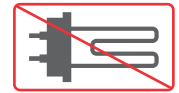
607WH

Inverter



Pure Sine Wave

Appliances



No Heating Appliances

SPECIFICATIONS

Rated Capacity	607wh
Inverter	Pure sine wave
Output Port	USB-A (5V 2.4A) x3 TYPE-C (PD 60 W max) x1 AC x 2 - (600W output power ,1200W surge Power)
Car Port	12V (9V-12.6V) 10A max
DC Input Port	DC (8 mm) 10~30V /200W Max/10A Max N/A
Solar Charge	DC (8 mm) 10~30V /200W Max/10A Max
AC Input Port	80W
LCD	YES
Size	200 x 200 x 250 mm
Weight	10.5KG
Standard accessories	AC charging cord+ 1 user manual+ MC4 adapter

CALCULATION

$\text{Power Station Wattage} \div \text{Appliance Wattage} = \text{Hours of continuous use}$

Appliance usage calculations based on single appliance use on power station. Combining appliances will reduce power station usage time.

* Full charge cycles | ** Continuous use

All-in-one Solar Energy System.

Johannesburg Head Office:

Unit 4, K77, Morkels Close, Capital Hill, Halfway House, Midrand, Gauteng, 1685
T: 011 701 5200 | E: info@elleyhill.co.za

Cape Town Branch:

Unit B12, Prime Business Park, Morke Road, Diep River, Cape Town
T: 021 753 0004 | E: sales3@elleyhill.co.za



elleyhill Power

www.elleyhillpower.co.za